

MEDIDAS EN GESTION ADMINISTRATIVA DE GASTO DE ENERO A JUNIO DEL 2011 DEL PODER JUDICIAL
ENERGIA ELECTRICA

SEDE	ENERO	FEBRERO	MARZO	ABRIL	MAYO	JUNIO	TOTAL
CORTE SUPERIOR DE AMAZONAS	7,593.80	8,079.30	7,120.30	9,271.00	8,949.20	9,528.00	50,541.60
CORTE SUPERIOR DE ANCASH	14,970.60	16,279.40	12,491.50	16,750.40	16,172.10	16,698.10	93,362.10
CORTE SUPERIOR DE APURIMAC	8,513.35	6,638.04	8,361.42	8,996.32	8,489.35	8,418.26	49,416.74
CORTE SUPERIOR DE AREQUIPA	15,115.09	43,906.35	34,196.00	33,264.11	34,944.80	36,045.60	197,471.95
CORTE SUPERIOR DE AYACUCHO	10,596.09	8,195.18	11,071.36	11,654.17	11,654.17	11,995.20	65,166.16
CORTE SUPERIOR DE CAJAMARCA	11,496.15	9,208.95	11,924.60	10,769.40	12,222.20	11,348.81	66,970.11
CORTE SUPERIOR DE CALLAO	25,232.36	23,087.08	22,436.55	25,231.18	24,727.78	25,794.91	146,509.86
CORTE SUPERIOR DE CAÑETE	7,890.84	6,975.20	7,232.10	7,427.20	7,429.00	7,399.53	44,353.87
CORTE SUPERIOR DE CUSCO	24,112.68	16,959.15	21,279.86	21,951.94	22,045.18	22,675.85	129,024.66
CORTE SUPERIOR DE HUANUCO	12,990.65	0.00	26,467.70	13,409.47	14,723.05	14,586.30	82,177.17
CORTE SUPERIOR DE HUAURA	23,094.06	16,513.83	14,076.19	16,130.00	16,332.65	16,798.81	102,945.54
CORTE SUPERIOR DE HUANCVELICA	9,199.60	7,748.88	9,395.09	9,302.50	9,680.20	9,449.00	54,775.27
CORTE SUPERIOR DE ICA	20,443.50	17,914.90	23,019.00	22,104.00	21,508.00	21,177.10	126,166.50
CORTE SUPERIOR DE JUNIN	28,851.30	24,245.90	29,832.45	29,322.10	29,676.90	29,423.98	171,352.63
CORTE SUPERIOR DE LA LIBERTAD	26,457.70	21,668.40	25,339.95	24,680.50	24,468.10	26,524.25	124,670.80
CORTE SUPERIOR DE LAMBAYEQUE	13,729.49	12,097.20	15,383.86	17,856.06	17,105.96	18,235.78	94,408.35
CORTE SUPERIOR DE LIMA NORTE	26,070.37	23,904.29	21,644.46	26,778.76	24,036.98	24,399.70	146,834.56
CORTE SUPERIOR DE LIMA SUR	10,075.30	8,446.70	8,253.40	11,298.70	9,548.40	10,012.86	57,635.36
CORTE SUPERIOR DE LORETO	20,663.50	17,360.50	15,342.00	20,509.00	18,968.00	16,929.00	109,772.00
CORTE SUPERIOR DE MADRE DE DIOS	5,396.01	7,132.50	7,928.87	7,307.65	7,160.09	5,727.55	40,652.67
CORTE SUPERIOR DE MOQUEGUA	8,347.90	8,469.56	7,209.44	8,753.15	8,408.97	8,996.86	50,185.88
CORTE SUPERIOR DE PASCO	4,281.20	5,798.60	5,598.80	5,863.80	5,068.50	5,802.60	32,413.50
CORTE SUPERIOR DE PIURA	19,241.60	26,547.60	18,868.60	26,111.44	26,689.74	25,019.20	142,478.18
CORTE SUPERIOR DE PUNO	15,610.59	8,519.59	14,886.60	14,301.35	13,111.80	14,504.10	80,934.03
CORTE SUPERIOR DE SAN MARTIN	14,833.41	9,254.09	13,950.29	12,222.20	12,203.01	12,199.32	74,662.32
CORTE SUPERIOR DEL SANTA	12,450.14	14,038.10	10,525.90	14,359.80	14,007.00	15,518.00	80,898.94
CORTE SUPERIOR DE TACNA	8,222.14	9,790.35	7,380.01	9,905.04	9,294.79	9,248.01	53,840.34
CORTE SUPERIOR DE TUMBES	23,094.06	16,513.83	14,076.19	16,130.00	16,332.65	16,798.81	102,945.54
CORTE SUPERIOR DE UCAYALI	12,265.00	12,524.00	14,748.00	15,641.00	15,939.50	15,687.00	86,804.50
OFICINA DE CONTROL DE LA MAGISTRATURA	3,840.09	3,840.09	3,985.74	3,972.20	3,732.84	3,682.91	23,053.87
GERENCIA GENERAL	43,682.42	39,277.10	35,943.90	65,691.70	44,541.90	42,727.10	271,864.12
INSPECTORIA	856.00	746.50	954.00	677.00	788.00	953.00	4,974.50
CORTE SUPERIOR DE LIMA	85,241.00	79,206.50	85,164.00	82,786.50	82,729.50	86,538.00	501,665.50
CORTE SUPREMA	9,250.00	10,115.50	10,683.00	10,124.00	9,144.34	9,264.50	58,581.34
CONSEJO EJECUTIVO O	5,760.16	5,912.06	5,978.61	5,958.30	5,599.26	5,524.33	34,732.72
TOTAL	589,468.15	546,915.22	582,749.74	636,511.94	582,965.81	615,632.33	3,554,243.18

MEDIDAS EN GESTION ADMINISTRATIVA DE GASTO DE ENERO A JUNIO DEL 2011 DEL PODER JUDICIAL
AGUA POTABLE

SEDE	ENERO	FEBRERO	MARZO	ABRIL	MAYO	JUNIO	TOTAL
CORTE SUPERIOR DE AMAZONAS	16.12	294.03	327.00	280.00	360.00	425.20	1,702.35
CORTE SUPERIOR DE ANCASH	4,973.50	7,352.20	2,440.70	3,703.80	4,529.20	4261.30	27,260.70
CORTE SUPERIOR DE APURIMAC	1,251.03	1,069.03	1,979.50	683.40	1,105.80	1,191.30	7,280.06
CORTE SUPERIOR DE AREQUIPA	25,886.80	1,256.90	19,860.80	15,070.10	16,188.00	14631.90	92,894.50
CORTE SUPERIOR DE AYACUCHO	1,018.60	723.60	789.30	997.57	997.57	930.50	5,457.14
CORTE SUPERIOR DE CAJAMARCA	991.75	958.95	1,738.15	1,324.36	1,910.26	1,493.40	8,416.87
CORTE SUPERIOR DE CALLAO	7,546.94	8,511.92	6,999.45	8,797.72	8,042.78	8801.06	48,699.87
CORTE SUPERIOR DE CAÑETE	822.14	520.95	620.95	507.35	412.15	521.45	3,404.99
CORTE SUPERIOR DE CUSCO	3,888.03	3,994.25	2,732.81	2,894.00	3,587.83	3171.89	20,268.81
CORTE SUPERIOR DE HUANUCO	1,915.10	0.00	4,572.65	1,282.10	854.25	1,244.25	9,868.35
CORTE SUPERIOR DE HUAURA	2,651.53	2,633.40	2,685.80	3,550.50	48,084.10	2,700.89	62,306.22
CORTE SUPERIOR DE HUANCAMELICA	696.26	709.56	619.98	683.17	770.15	842.83	4,321.95
CORTE SUPERIOR DE ICA	7,941.37	8,514.82	7,666.41	12,203.99	8,183.50	11,102.10	55,612.19
CORTE SUPERIOR DE JUNIN	2,252.03	1,736.67	1,751.00	1,742.15	1,570.98	1,699.95	10,752.78
CORTE SUPERIOR DE LA LIBERTAD	4,983.78	7,041.06	6,835.33	7,104.18	7,561.84	8,164.39	34,128.74
CORTE SUPERIOR DE LAMBAYEQUE	4,351.58	4,306.53	5,297.88	4,944.54	5,319.24	6,234.54	30,454.31
CORTE SUPERIOR DE LIMA NORTE	11,319.67	14,048.75	11,264.05	12,961.45	12,063.94	11,381.79	73,039.65
CORTE SUPERIOR DE LIMA SUR	6,077.00	5,332.00	4,135.50	4,801.50	4,706.50	5,256.05	30,308.55
CORTE SUPERIOR DE LORETO	3,191.00	-	1,616.70	967.03	1,196.90	2,136.20	9,107.83
CORTE SUPERIOR DE MADRE DE DIOS	687.50	513.20	441.70	1,385.80	34.50		3,062.70
CORTE SUPERIOR DE MOQUEGUA	1,365.60	1,431.40	1,413.80	1,400.50	1,445.80	2,182.60	9,239.70
CORTE SUPERIOR DE PASCO	80.70	80.70	80.00	80.00	80.00	80.00	481.40
CORTE SUPERIOR DE PIURA	5,524.90	6,083.90	5,804.90	5,644.44	6,949.54	7,019.44	37,027.12
CORTE SUPERIOR DE PUNO	1,200.46	1,995.08	1,956.59	1,788.52	1,544.73	1,807.16	10,292.54
CORTE SUPERIOR DE SAN MARTIN	1,313.30	1,208.70	1,167.80	1,483.10	1,555.70	1,501.20	8,229.80
CORTE SUPERIOR DEL SANTA	1,841.20	1,657.80	1,638.20	1,596.50	2,468.10	1,904.80	11,106.60
CORTE SUPERIOR DE TACNA	1,754.03	2,348.09	2,288.67	2,092.70	1,442.87	1,657.71	11,584.07
CORTE SUPERIOR DE TUMBES	862.17	671.08	746.18	1,446.09	828.29	1,110.71	5,664.52
CORTE SUPERIOR DE UCAYALI	313.80	300.80	300.70	298.30	299.20	298.30	1,811.10
OFICINA DE CONTROL DE LA MAGISTRATURA	1,761.90	1,910.75	1,831.05	2,340.55	1,798.45	2,377.82	12,020.52
GERENCIA GENERAL	6,287.50	6,914.00	5,987.50	6,179.00	6,035.00	7,041.54	38,444.54
CORTE SUPERIOR DE LIMA	24,117.90	21,162.50	20,505.30	26,036.80	22967.70	25,758.54	140,548.74
CORTE SUPREMA	7,174.35	7,863.63	6,844.58	9,588.83	6,821.18	9,271.46	47,564.03
CONSEJO EJECUTIVO	2,642.85	2,866.12	2,746.57	3,510.82	2,697.67	3,566.73	18,030.76
TOTAL	148,702.39	126,012.37	137,687.50	149,370.86	176,851.88	151,769.00	890,394.00

MEDIDAS EN GESTION ADMINISTRATIVA DE GASTO DE ENERO A JUNIO DEL 2011 DEL PODER JUDICIAL

COMBUSTIBLE

SEDE	ENERO	FEBRERO	MARZO	ABRIL	MAYO	JUNIO	TOTAL
CORTE SUPERIOR DE AMAZONAS	1,233.76	4,287.47	4,163.02	3,831.72	3,020.69	3,066.78	19,603.44
CORTE SUPERIOR DE ANCASH	1,683.60	402.00	558.00	2,422.79	1,819.45	1,612.41	8,498.25
CORTE SUPERIOR DE APURIMAC	6,059.00	3,937.00	4,382.50	5,064.50	4,061.50	2,340.10	25,844.60
CORTE SUPERIOR DE AREQUIPA	4,005.66	2,537.77	4,032.73	2,206.34	3,306.74	4,091.17	20,180.41
CORTE SUPERIOR DE AYACUCHO	6,600.00	6,336.00	7,656.00	6,217.20	7,576.80	8,619.60	43,005.60
CORTE SUPERIOR DE CAJAMARCA	3,998.10	2,287.12	3,277.97	3,262.77	3,182.84	3,665.85	19,674.65
CORTE SUPERIOR DE CALLAO	8,081.00	5,829.55	8,664.00	8,419.32	8,677.80	8,762.24	48,433.91
CORTE SUPERIOR DE CAÑETE	5,074.44	3,759.97	5,919.00	4,359.50	5,497.66	6,173.76	30,784.33
CORTE SUPERIOR DE CUSCO	4,967.18	3,507.27	5,965.21	6,220.15	6,249.00	5,018.77	31,927.58
CORTE SUPERIOR DE HUANUCO	0.00	1,409.22	1,118.68	1,653.27	2,075.81	1,763.90	8,020.88
CORTE SUPERIOR DE HUAURA	4,856.78	3,862.36	5,291.98	4,500.30	4,144.05	4,406.24	27,061.71
CORTE SUPERIOR DE HUANCANELICA	1,002.80	836.00	2,318.00	750.00	1,388.00	983.00	7,277.80
CORTE SUPERIOR DE ICA	9,353.07	7,275.65	11,169.83	10,470.54	6,004.16	7,015.07	51,288.32
CORTE SUPERIOR DE JUNIN	7,605.63	4,916.50	6,363.22	7,318.63	8,373.20	7,631.40	42,208.58
CORTE SUPERIOR DE LA LIBERTAD	3,881.85	4,500.31	6,596.58	5,556.88	5,345.50	5,622.34	20,535.62
CORTE SUPERIOR DE LAMBAYEQUE	5,988.60	4,521.00	6,712.27	6,560.36	8,299.93	7,106.81	39,188.97
CORTE SUPERIOR DE LIMA NORTE	8,314.37	5,962.74	9,292.56	8,928.00	8,944.12	9,554.43	50,996.22
CORTE SUPERIOR DE LIMA SUR	2,536.24	2,053.06	2,570.76	2,385.72	2,809.08	3,048.05	15,402.91
CORTE SUPERIOR DE LORETO	5,126.60	4,974.52	2,646.90	5,333.62	5,796.18	4,868.00	28,745.82
CORTE SUPERIOR DE MADRE DE DIOS	2,678.00	1,872.03	2,412.00	3,669.03	5,232.00	4,703.00	20,566.06
CORTE SUPERIOR DE MOQUEGUA	6,556.95	2,422.94	5,078.83	928.94	5,098.50	6,208.63	26,294.79
CORTE SUPERIOR DE PASCO	1,013.00	820.00	710.00	1,210.00	1,417.00	1,567.00	6,737.00
CORTE SUPERIOR DE PIURA	2,176.00	1,737.30	2,379.98	3,859.03	4,026.60	4,648.49	18,827.40
CORTE SUPERIOR DE PUNO	11,378.38	2,909.75	9,026.85	9,173.75	6,232.65	9,469.05	48,190.43
CORTE SUPERIOR DE SAN MARTIN	3,144.33	2,916.58	5,400.51	4,025.63	3,617.25	3,301.95	22,406.25
CORTE SUPERIOR DEL SANTA	3,603.07	2,411.00	4,450.00	3,730.02	3,975.00	3,717.59	21,886.68
CORTE SUPERIOR DE TACNA	2,720.00	2,400.00	3,660.00	3,200.00	4,620.00	3,570.00	20,170.00
CORTE SUPERIOR DE TUMBES	3,617.55	3,554.45	4,535.34	5,160.06	5,121.00	7,062.51	29,050.91
CORTE SUPERIOR DE UCAYALI	200.00	400.00	1,952.10	2,000.00	2,009.00	2,174.50	8,735.60
OFICINA DE CONTROL DE LA MAGISTRATURA	4,670.25	4,035.85	5,185.07	3,555.46	4,364.65	4,605.54	26,416.82
GERENCIA GENERAL	29,528.16	25,066.22	24,637.35	26,325.28	23,653.71	23,943.80	153,154.52
INSPECTORIA	721.17	773.76	805.56	672.00	669.36	636.12	4,277.97
CORTE SUPERIOR DE LIMA	15,655.91	9,615.57	13,970.64	13,028.78	14,016.88	16,492.42	82,780.20
CORTE SUPREMA	25,758.38	22,558.36	29,073.10	26,798.51	27,034.22	28,324.13	159,546.70
CONSEJO EJECUTIVO	5,221.39	4,403.49	5,306.54	4,724.64	4,976.93	4,907.38	29,540.37
PROCURADURIA	607.76	529.38	678.72	642.96	554.52	677.59	3,690.93
TOTAL	209,618.98	161,622.19	217,961.80	208,165.70	207,291.76	215,059.69	1,219,720.12

MEDIDAS EN GESTION ADMINISTRATIVA DE GASTO DE ENERO A JUNIO DEL 2011 DEL PODER JUDICIAL

PAPEL

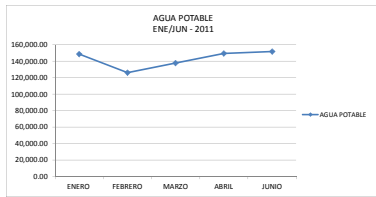
SEDE	ENERO	FEBRERO	MARZO	ABRIL	MAYO	JUNIO	TOTAL
CORTE SUPERIOR DE AMAZONAS	0.00	1,534.61	15,083.57	4,159.59	6,239.39	6,946.12	33,963.28
CORTE SUPERIOR DE ANCASH	6,199.01	3,715.36	7,481.21	7,127.85	6,148.52	7,339.86	38,011.82
CORTE SUPERIOR DE APURIMAC	6,663.43	5,128.82	7,996.11	4,765.36	3,210.56	8,844.18	36,608.46
CORTE SUPERIOR DE AREQUIPA	26,391.21	10,934.08	28,561.87	31,923.87	25,795.54	26,572.94	150,179.49
CORTE SUPERIOR DE AYACUCHO	11,529.75	2,200.95	14,881.65	9,066.30	9,571.10	0.00	47,249.75
CORTE SUPERIOR DE CAJAMARCA	0.00	17,234.04	13,508.58	8,935.05	10,782.63	4,977.38	55,437.69
CORTE SUPERIOR DE CALLAO	12,014.36	6,713.91	20,727.29	15,356.17	16,083.09	0.00	70,894.81
CORTE SUPERIOR DE CAÑETE	5,845.64	4,119.21	6,915.83	5,825.45	5,886.03	6,128.33	34,720.49
CORTE SUPERIOR DE CUSCO	15,931.65	5,300.45	18,627.30	11,630.71	16,416.26	14,841.27	82,747.64
CORTE SUPERIOR DE HUANUCO	6,724.00	3,230.75	15,951.84	10,116.29	12,115.32	12,297.05	60,435.25
CORTE SUPERIOR DE HUAURA	12,640.32	3,291.33	15,810.49	12,014.36	9,338.89	2,200.95	55,296.34
CORTE SUPERIOR DE HUANCANELICA	6,330.25	0.00	7,360.06	7,259.10	262.50	10,298.02	31,509.93
CORTE SUPERIOR DE ICA	234.00	1,149.00	1,289.00	755.50	717.50	831.00	4,976.00
CORTE SUPERIOR DE JUNIN	4,724.97	23,200.84	26,027.75	15,255.21	14,487.90	16,779.72	100,476.39
CORTE SUPERIOR DE LA LIBERTAD	14,134.54	0.00	11,570.13	19,647.01	9,651.87	15,749.92	70,753.47
CORTE SUPERIOR DE LAMBAYEQUE	20,858.54	7,390.35	22,332.57	21,100.85	23,059.49	17,930.67	112,672.48
CORTE SUPERIOR DE LIMA NORTE	40,606.51	190,230.72	137,266.58	143,102.12	69,541.94	180,477.88	761,225.75
CORTE SUPERIOR DE LIMA SUR	27,552.26	7,279.29	35,174.81	17,789.33	28,471.00	7,511.50	123,778.19
CORTE SUPERIOR DE LORETO	6,542.27	6,400.93	13,246.08	8,924.95	9,974.95	10,257.64	55,346.82
CORTE SUPERIOR DE MADRE DE DIOS	0.00	4,492.76	6,744.19	5,088.43	5,108.63	444.23	21,878.25
CORTE SUPERIOR DE MOQUEGUA	2,099.99	3,957.67	7,168.23	7,006.69	6,643.23	4,785.55	31,661.37
CORTE SUPERIOR DE PASCO	2,564	1,514	2,161	2,554	2,282	3,291	14,366.75
CORTE SUPERIOR DE PIURA	1,494.22	17,365.29	23,947.95	31,701.75	19,061.44	7,158.13	100,728.79
CORTE SUPERIOR DE PUNO	7,390.35	2,443.26	16,597.99	11,630.71	12,519.16	12,387.91	62,969.38
CORTE SUPERIOR DE SAN MARTIN	10,863.40	161.54	17,748.94	6,784.58	10,701.87	5,209.59	51,469.92
CORTE SUPERIOR DEL SANTA	5,774.97	3,846.61	15,204.73	12,115.32	14,498.00	14,265.79	65,705.42
CORTE SUPERIOR DE TACNA	7,996.11	2,301.91	8,278.80	6,925.92	8,823.99	9,389.37	43,716.11
CORTE SUPERIOR DE TUMBES	6,017.28	2,705.75	5,027.86	3,644.69	3,614.40	3,604.31	24,614.29
CORTE SUPERIOR DE UCAYALI	8,097.07	4,119.21	8,097.07	7,188.42	8,743.22	262.50	36,507.50
OFICINA DE CONTROL DE LA MAGISTRATURA	3,634.60	504.81	5,270.16	3,432.67	4,644.21	1,110.57	18,597.02
GERENCIA GENERAL	13,387.43	25,462.36	18,677.79	10,621.10	9,752.83	10,136.48	88,037.99
INSPECTORIA	0.00	0.00	807.69	0.00	0.00	0.00	807.69
CORTE SUPERIOR DE LIMA	40,606.51	190,230.72	137,266.58	143,102.12	69,541.94	180,477.88	761,225.75
CORTE SUPREMA	19,788.36	5,421.61	26,471.97	16,991.74	16,375.87	1,554.80	86,604.35
CONSEJO EJECUTIVO	201.92	0.00	0.00	0.00	201.92	0.00	403.84
PROCURADURIA	0.00	3,230.75	1,615.38	0.00	1,211.53	1,615.38	7,673.04
TOTAL	354,839.32	566,813.29	720,898.62	623,543.52	471,478.45	605,678.25	3,343,251.47

CONSOLIDADO DEL GASTO MENSUAL POR TIPO DE SERVICIO PERIODO ENERO-JUNIO 2011
PODER JUDICIAL

TIPO DE SERVICIO	ENERO	FEBRERO	MARZO	ABRIL	MAYO	JUNIO
ENERGIA ELECTRICA	559,468.12	546,919.23	582,749.74	636,511.04	582,265.81	616,632.33
AGUA POTABLE	148,702.35	126,012.37	137,887.50	149,370.86	176,851.88	151,769.00
COMBUSTIBLE	205,618.88	161,622.10	217,961.80	208,165.70	207,291.76	215,059.63
PAPEL	354,839.32	566,813.29	720,898.62	623,543.52	471,478.45	605,678.25

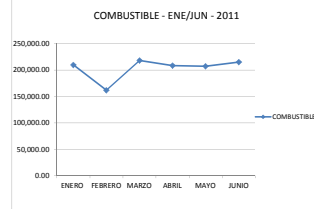
CONSOLIDADO GASTOS DE AGUA POTABLE PERIODO ENERO-JUNIO 2011

TIPO DE SERVICIO	ENERO	FEBRERO	MARZO	ABRIL	MAYO	JUNIO
AGUA POTABLE	148,702.35	126,012.37	137,887.50	149,370.86	176,851.88	151,769.00



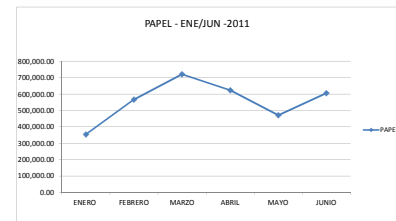
CONSOLIDADO GASTOS DE COMBUSTIBLE PERIODO ENERO-JUNIO 2011

TIPO DE SERVICIO	ENERO	FEBRERO	MARZO	ABRIL	MAYO	JUNIO
COMBUSTIBLE	205,618.88	161,622.10	217,961.80	208,165.70	207,291.76	215,059.63



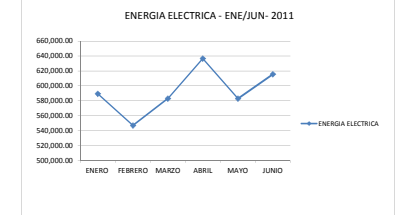
CONSOLIDADO GASTOS DE PAPEL PERIODO ENERO-JUNIO 2011

TIPO DE SERVICIO	ENERO	FEBRERO	MARZO	ABRIL	MAYO	JUNIO
PAPEL	354,839.32	566,813.29	720,898.62	623,543.52	471,478.45	605,678.25

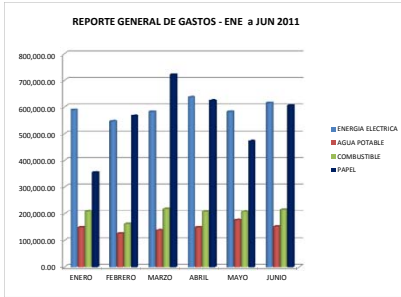


CONSOLIDADO GASTOS DE ENERGIA ELECTRICA PERIODO ENERO-JUNIO 2011

TIPO DE SERVICIO	ENERO	FEBRERO	MARZO	ABRIL	MAYO	JUNIO
ENERGIA ELECTRICA	559,468.12	546,919.23	582,749.74	636,511.04	582,265.81	616,632.33



REPORTE GENERAL DE GASTOS - ENE a JUN 2011

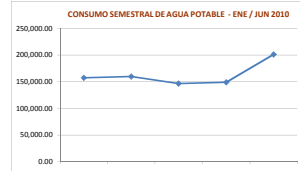


CONSOLIDADO DE GASTO MENSUAL POR TIPO DE SERVICIO PERIODO ENERO A JUNIO 2010

TIPO DE SERVICIO	Enero	Febrero	Marzo	Abril	Mayo	Junio
ENERGIA ELECTRICA	623,354.22	579,165.65	763,760.16	693,348.31	660,638.58	660,240.20
AGUA POTABLE	157,441.86	159,495.62	146,252.72	148,625.99	171,509.06	201,160.13
COMBUSTIBLE	152,351.10	118,596.00	164,560.31	169,685.79	176,082.87	172,229.69
PAPEL	205,629.68	340,672.46	420,447.51	412,668.62	474,762.49	425,533.98

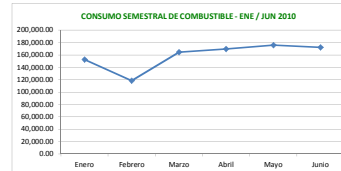
CONSOLIDADO GASTOS DE AGUA POTABLE PERIODO ENERO-JUNIO 2010

TIPO SERV.	Enero	Febrero	Marzo	Abril	Junio
Agua Potab.	157,441.86	159,495.62	146,252.72	148,625.99	201,160.13



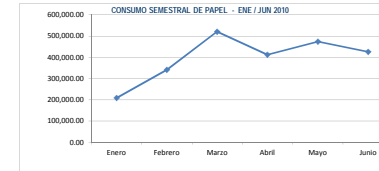
CONSOLIDADO GASTOS DE COMBUSTIBLE PERIODO ENERO-JUNIO 2010

TIPO SERV.	Enero	Febrero	Marzo	Abril	Mayo	Junio
Combustib.	152,351.10	118,596.00	164,560.31	169,685.79	176,082.87	172,229.69



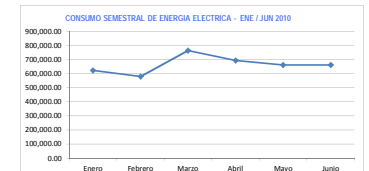
CONSOLIDADO GASTOS DE PAPEL PERIODO ENERO-JUNIO 2010

TIPO DE SERVICIO	Enero	Febrero	Marzo	Abril	Mayo	Junio
PAPEL	205,629.68	340,672.46	420,447.51	412,668.62	473,762.49	425,533.98

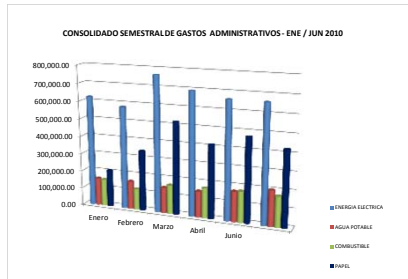


CONSOLIDADO GASTOS DE ENERGIA ELECTRICA PERIODO ENERO-JUNIO 2010

TIPO SERV.	Enero	Febrero	Marzo	Abril	Mayo	Junio
Energia Elec.	623,354.22	579,165.65	763,760.16	693,348.31	660,638.58	660,240.20



CONSOLIDADO SEMESTRAL DE GASTOS ADMINISTRATIVOS - ENE / JUN 2010

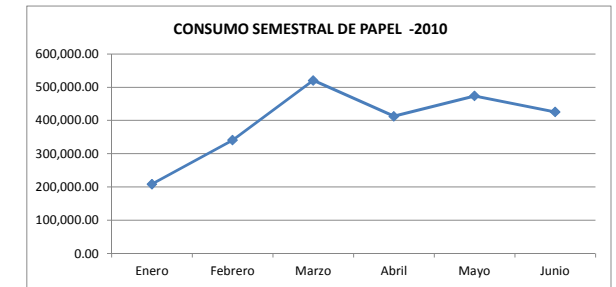
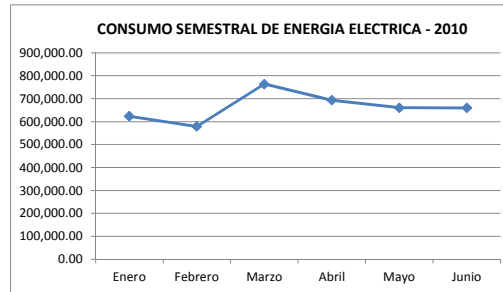
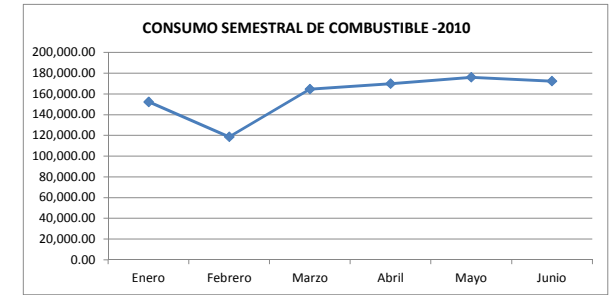
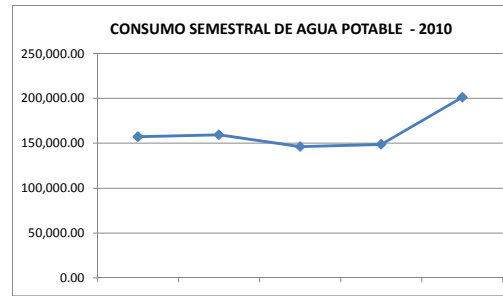
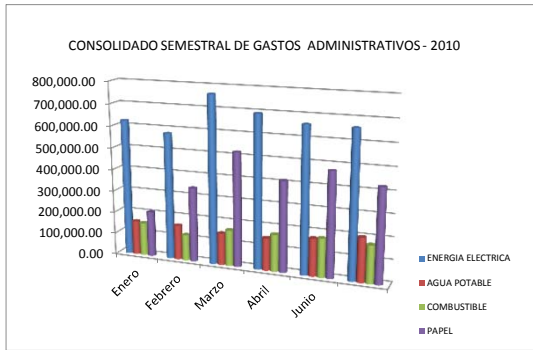


CONSOLIDADO DE GASTO MENSUAL POR TIPO DE SERVICIO PERIODO 2010

TIPO DE SERVICIO	JULIO	AGOSTO	SEPTIEMBRE	OCTUBRE	NOVIEMBRE	DICIEMBRE
ENERGIA ELECTRICA	663725.26	637215.27	684676.81	615143.86	585019.60	562226.62
AGUA POTABLE	184392.37	169445.36	220512.74	140283.51	169215.85	189898.04
COMBUSTIBLE	175654.83	173425.29	176230.46	169475.64	162256.45	198661.01
PAPEL	329735.53	613196.4	453645.602	359769.648	353090.99	385680.35

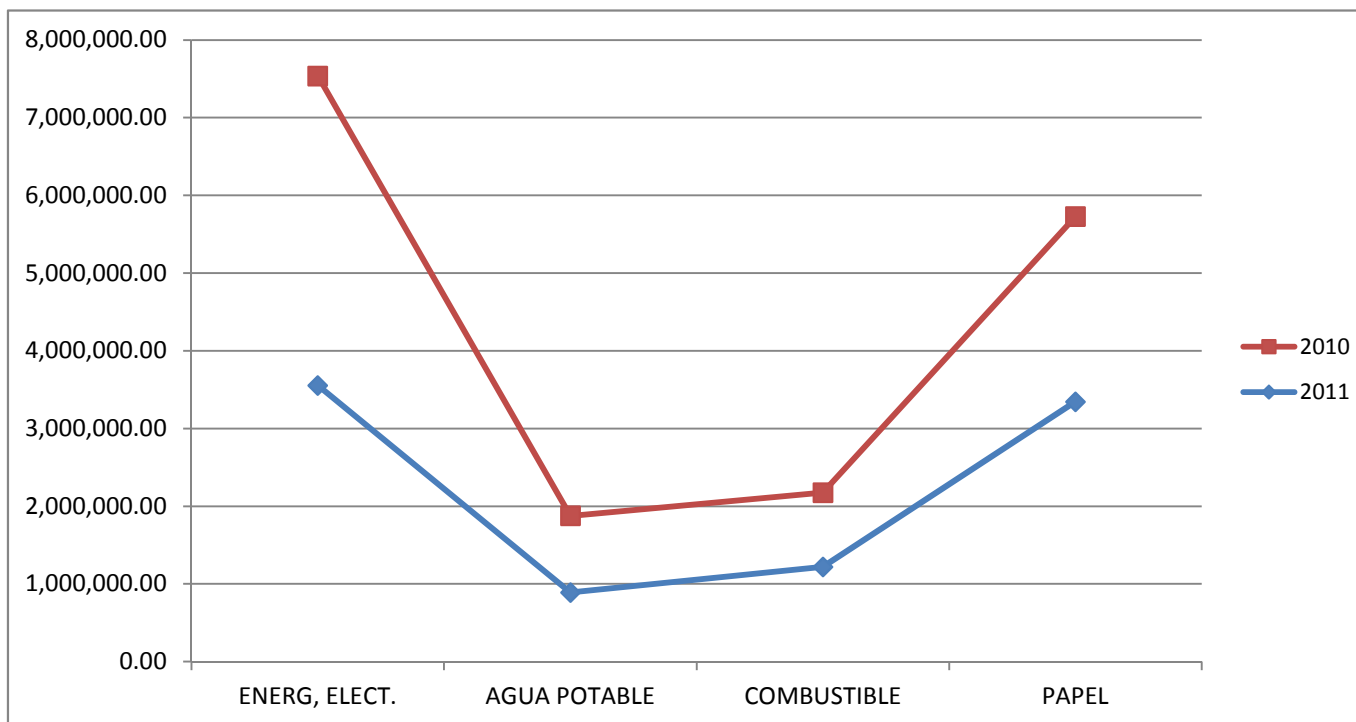
TIPO DE SERVICIO	ENERO	FEBRERO	MARZO	ABRIL	JUNIO
AGUA POTABLE	157441.86	159495.52	146252.72	148625.99	200749.49

TIPO DE SERVICIO	ENERO	FEBRERO	MARZO	ABRIL	MAYO	JUNIO
COMBUSTIBLE	152351.1	118596.9	164560.31	169685.79	176082.87	172229.69



CUADRO ESTADISTICO COMPARATIVO DE GASTOS DE SERVICIOS BASICOS 2010 - 2011
PODER JUDICIAL

	2011	2010
ENERG, ELECT.	3,554,243.18	3,980,707.72
AGUA POTABLE	890,394.00	984,575.28
COMBUSTIBLE	1,219,720.12	953,506.66
PAPEL	3,343,251.47	2,381,714.72



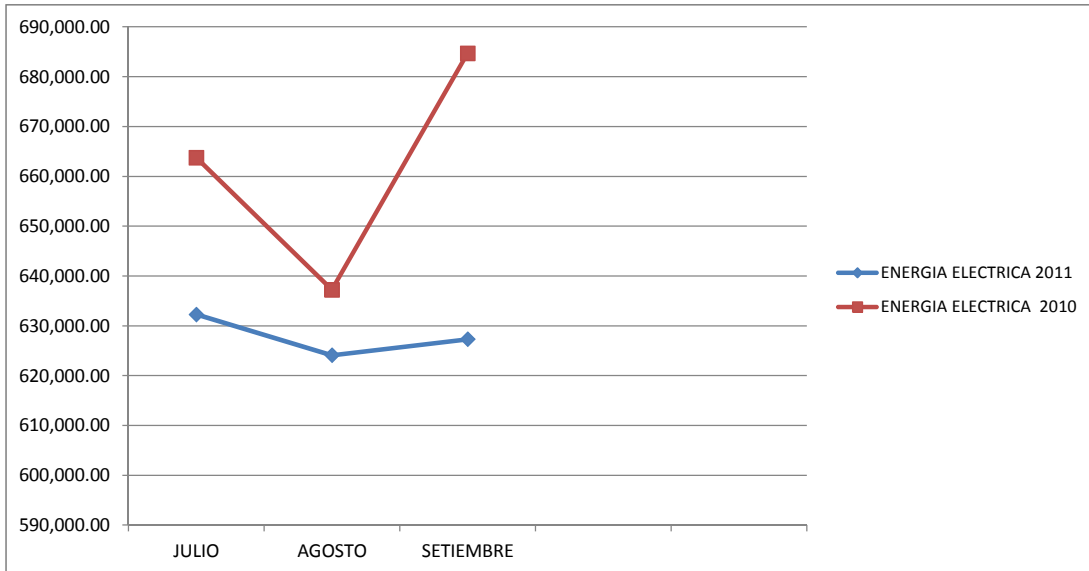
CUADRO RESUMEN ESTADISTICO DE GASTOS DE SERVICIOS BASICOS CORRESPONDIENTES AL TERCER TRIMESTRE COMPARATIVO DE JULIO, AGOSTO Y SETIEMBRE 2010 / 2011 - PODER JUDICIAL

2011				
TIPO DE SERVICIO	SETIEMBRE	AGOSTO	SETIEMBRE	TOTAL
ENERGIA ELECTRICA	632,272.73	624,074.70	627,291.81	1,883,639.24
AGUA POTABLE	162,430.43	143,217.96	175,813.37	481,461.76
COMBUSTIBLE	198,943.38	225,442.20	258,804.30	683,189.88
PAPEL	537,435.40	417,814.90	453,278.43	1,408,528.73

2010				
TIPO DE SERVICIO	JULIO	AGOSTO	SETIEMBRE	TOTAL
ENERGIA ELECTRICA	663,725.26	637,215.27	684,676.81	1,985,617.34
AGUA POTABLE	184,392.37	169,445.36	220,512.74	574,350.47
COMBUSTIBLE	175,654.83	173,425.29	176,230.46	525,310.58
PAPEL	329,735.53	613,196.40	453,645.60	1,396,577.53

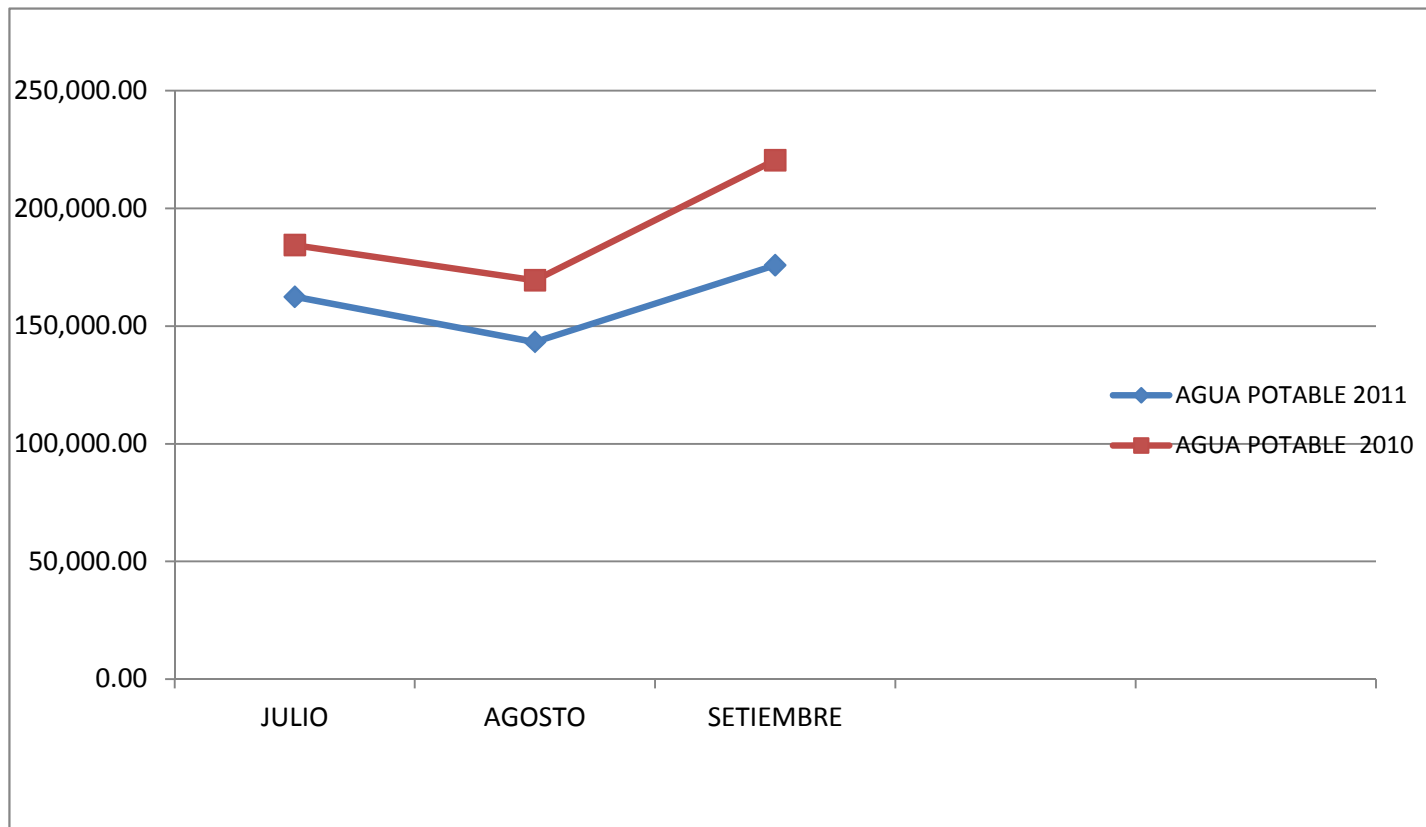
CUADRO COMPARATIVO ESTADISTICO DE GASTO DE ENERGIA ELECTRICA DEL TERCER TRIMESTRE AÑOS 2010 / 2011 DEL PODER JUDICIAL

	JULIO	AGOSTO	SETIEMBRE
ENERGIA ELECTRICA 2011	632,272.73	624,074.70	627,291.81
ENERGIA ELECTRICA 2010	663,725.26	637,215.27	684,676.81



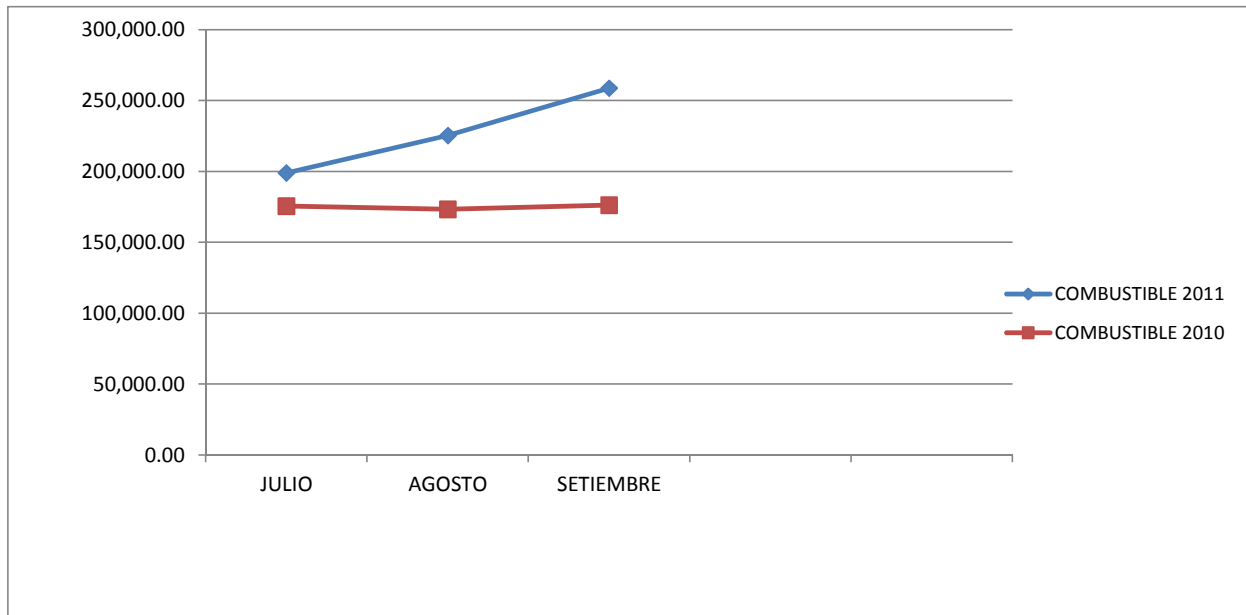
**CUADRO COMPARATIVO ESTADISTICO DE GASTO DE AGUA POTABLE
DEL TERCER TRIMESTRE AÑOS 2010 / 2011 DEL PODER JUDICIAL**

	JULIO	AGOSTO	SETIEMBRE
AGUA POTABLE 2011	162,430.43	143,217.96	175,813.37
AGUA POTABLE 2010	184,392.37	169,445.36	220,512.74



**CUADRO COMPARATIVO ESTADISTICO DE GASTO DE COMBUSTIBLE
DEL TERCER TRIMESTRE AÑOS 2010 / 2011 DEL PODER JUDICIAL**

	JULIO	AGOSTO	SETIEMBRE
COMBUSTIBLE 2011	198,943.38	225,442.20	258,804.30
COMBUSTIBLE 2010	175,654.83	173,425.29	176,230.46



**CUADRO COMPARATIVO ESTADISTICO DE GASTO DE PAPEL
DEL TERCER TRIMESTRE AÑOS 2010 / 2011 DEL PODER JUDICIAL**

	JULIO	AGOSTO	SETIEMBRE
PAPEL 2011	537,435.40	417,814.90	453,278.43
PAPEL 2010	329,735.53	613,196.40	453,645.60

